



# SAVITRI DEVI DAV PUBLIC SCHOOL, JAMTARA

## SUMMER VACATION ASSIGNMENT- (2023-24)

CLASS: II


SUBJECT: ENGLISH


Download and solve the worksheets.

PRESENT SIMPLE - VERB TO BE

Use the correct form to answer.


**Verb to be**

1. I \_\_\_\_\_ happy. 

2. You \_\_\_\_\_ scared. 

3. He \_\_\_\_\_ small.

4. She \_\_\_\_\_ surprised.

5. It \_\_\_\_\_ brown. 

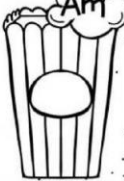
6. We \_\_\_\_\_ Young.

7. You \_\_\_\_\_ tall.

8. They \_\_\_\_\_ old.

9. Jack \_\_\_\_\_ brazilian.

10. The dog \_\_\_\_\_ black.



LIVEWORKSHEETS



### Has and Have

Q: Fill in the blanks with suitable word.

has


have

1. She \_\_\_\_\_ my book.
2. A triangle \_\_\_\_\_ three sides.
3. A rabbit \_\_\_\_\_ a pink nose. 
4. The rainbow \_\_\_\_\_ seven colors.
5. Zebra \_\_\_\_\_ white and black stripes. 
6. You \_\_\_\_\_ my toy car.
7. Marry \_\_\_\_\_ many friends.
8. Charlie \_\_\_\_\_ a jar full of coins.
9. They \_\_\_\_\_ clean clothes.
10. The fish \_\_\_\_\_ colorful scales. 

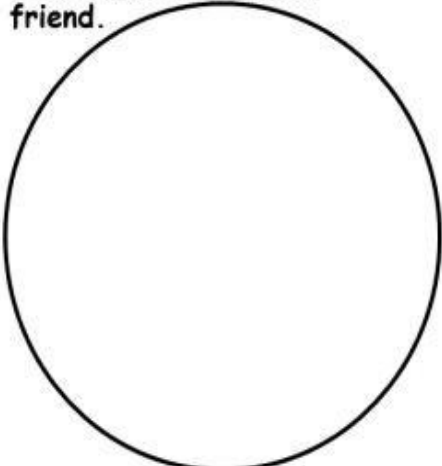
www.thelearningapps.com

Level 1-3 Writing My Friend

## My Friend



Draw a picture of your friend.



Use these questions to help you.

What is your friend's name?

How old is he/she?

Which class is he/she in?

What does he/she look like?

How many brothers and sisters does he/she have?

Write about your friend.

\_\_\_\_\_

\_\_\_\_\_

\_\_\_\_\_

\_\_\_\_\_

\_\_\_\_\_

\_\_\_\_\_

BrightSparks English

www.brightsparksenglish.com

# Have or has



Complete the sentences with **Have or has**

1. My brother \_\_\_\_\_ a bike.
2. Charles and Kim \_\_\_\_\_ four children.
3. We \_\_\_\_\_ two cats and a dog.
4. Alan \_\_\_\_\_ Geography on Monday.
5. She \_\_\_\_\_ a new dress.
6. I \_\_\_\_\_ a new skateboard.
7. My house \_\_\_\_\_ a big garden.

1. I \_\_\_\_\_ money
2. She \_\_\_\_\_ a boyfriend
3. We \_\_\_\_\_ made a cake
4. We \_\_\_\_\_ a house
5. I \_\_\_\_\_ played soccer
6. She \_\_\_\_\_ rented a car
7. I \_\_\_\_\_ three dogs
8. My sister \_\_\_\_\_ two kids
9. We \_\_\_\_\_ a new car.
10. He \_\_\_\_\_ a mustache and a tattoo

have

have

have

has

has

have

have

has

has

have

Learn this story




**The Lion and the Cows**  
Copyright©Isamaj.com

Once upon a time there lived four cows in the forest. Everyday they used to graze together in a particular spot. They were all friends. One day a lion saw the cows grazing together.

The lion wanted to eat them so he went to catch them. When the cows saw the lion, all of them fought with him. The lion had to run away

A few day passed and the cow quarreled between themselves and started grazing separately. One by one the lion killed all of them.

**Moral of the Story: Unity is strength**



## Project work

1. Prepare a TLM chart based on pronoun. (Roll no 1 to 10)

2. Prepare a noun TLM chart.

(Roll no 11 to 21)

3. Prepare a preposition wall hanging or TLM chart. (Roll no 22 to onwards upto the last Roll no of concern class.)


**SUBJECT: HINDI**

**1) चित्र देखकर नाम लिखिए और बताइए यह हमें क्या सिखाती है:-**



1)-----|

2)-----|



1)-----|

2)-----|

2) दिए गए शब्दों का चित्र बनाकर बताइए इन्हें और क्या कहते हैं?

क) नाव

ख) दीपक

ग) सूर्य

घ) चाँद

ङ) बादल

3) बगीचे में बहुत से फूल और फल लगते हैं किन्हीं दस फूल और दस फल के नाम लिखिए।

4) सीखो कविता से कोई भी 10 शब्द लीजिए और उन से वाक्य बनाइए।

5) निम्नलिखित शब्दों के विलोम शब्द लिखिए-

निम्नलिखित शब्दों के विलोम शब्द लिखिए -		
ऊपर	X	.....
आगे	X	.....
दुखी	X	.....
अच्छा	X	.....
सच	X	.....
गन्दा	X	.....
दिन	X	.....
जीत	X	.....
हल्का	X	.....
सूखा	X	.....
बड़ा	X	.....
आसमान	X	.....

## SUBJECT: MATHEMATICS

1.



Ordering numbers

Put these numbers in order, starting with the **smallest**.

1. 

396	277	369	727	693	772
-----	-----	-----	-----	-----	-----

  
\_\_\_\_\_
2. 

205	214	277	209	240	210
-----	-----	-----	-----	-----	-----

  
\_\_\_\_\_
3. 

444	404	440	414	441	144
-----	-----	-----	-----	-----	-----

  
\_\_\_\_\_
4. 

678	786	867	876	687	768
-----	-----	-----	-----	-----	-----

  
\_\_\_\_\_
5. 

523	235	532	325	253	352
-----	-----	-----	-----	-----	-----

  
\_\_\_\_\_

## 2. Find the missing number

- A)  $5 + 400 + \underline{\hspace{2cm}} = 485$
- B)  $1 + 80 + \underline{\hspace{2cm}} = 181$
- C)  $3 + 60 + \underline{\hspace{2cm}} = 163$
- D)  $60 + 8 + \underline{\hspace{2cm}} = 668$
- E)  $8 + \underline{\hspace{2cm}} + 300 = 398$
- F)  $\underline{\hspace{2cm}} + 50 + 100 = 151$
- G)  $9 + \underline{\hspace{2cm}} + 100 = 189$
- H)  $\underline{\hspace{2cm}} + 8 + 800 = 808$
- I)  $6 + 10 + \underline{\hspace{2cm}} = 716$
- J)  $\underline{\hspace{2cm}} + 400 + 20 = 428$
- K)  $900 + 60 + \underline{\hspace{2cm}} = 963$
- L)  $7 + 50 + \underline{\hspace{2cm}} = 557$
- M)  $\underline{\hspace{2cm}} + 40 + 800 = 843$
- N)  $4 + \underline{\hspace{2cm}} + 200 = 254$

## 3. Circle all the possible number that can be filled in.

- a)  $578 < \underline{\hspace{2cm}}$   
156, 662, 993
- b)  $300 > \underline{\hspace{2cm}}$   
882, 230, 157
- c)  $187 < \underline{\hspace{2cm}}$   
200, 125, 158
- d)  $599 > \underline{\hspace{2cm}}$   
552, 177, 900
- e)  $245 > \underline{\hspace{2cm}}$   
166, 199, 165
- f)  $456 > \underline{\hspace{2cm}}$   
512, 440, 500
- g)  $360 < \underline{\hspace{2cm}}$   
460, 250, 351

h)  $600 > \underline{\hspace{1cm}}$

800 , 700 , 500

i)  $121 > \underline{\hspace{1cm}}$

200, 150 , 111

j)  $137 < \underline{\hspace{1cm}}$

500, 124 , 122

k)  $992 < \underline{\hspace{1cm}}$

990, 989 , 993

l)  $555 > \underline{\hspace{1cm}}$

700 , 483 , 250

m)  $444 < \underline{\hspace{1cm}}$

450 , 500 , 600

#### 4. Fill in the missing numbers 1- 100

## Missing Numbers

Fill in the missing numbers 1 – 100

1		3	4		6	7		9	10
	12	13		15		17	18	19	20
21		23	24		26	27	28		30
31	32		34	35		37		39	40
	42	43	44	45		47	48	49	
51		53		55	56	57	58		60
61	62		64	65		67		69	70
	72	73		75	76		78	79	80
81		83	84		86	87	88		90
91	92		94	95		97	98		100



**5. Find the sum**

$$\begin{array}{r} \text{a) } 887 \\ + 965 \\ \hline \end{array}$$

$$\begin{array}{r} \text{b) } 268 \\ + 956 \\ \hline \end{array}$$

$$\begin{array}{r} \text{c) } \quad 74 \\ + 267 \\ \hline \end{array}$$

$$\begin{array}{r} \text{d) } 773 \\ + 389 \\ \hline \end{array}$$

$$\begin{array}{r} \text{e) } \quad 624 \\ + 896 \\ \hline \end{array}$$

$$\begin{array}{r} \text{f) } 619 \\ + 896 \\ \hline \end{array}$$

$$\begin{array}{r} \text{g) } \quad 727 \\ + 798 \\ \hline \end{array}$$

$$\begin{array}{r} \text{h) } 498 \\ + 717 \\ \hline \end{array}$$

$$\begin{array}{r} \text{i) } \quad 872 \\ + 368 \\ \hline \end{array}$$

$$\begin{array}{r} \text{j) } 357 \\ + 875 \\ \hline \end{array}$$

**Project work**

**Prepare a MODEL on Ascending and descending order.**

**SUB:MLW**

**A write six sentences about yourself**

1. My name is.....
2. I am a.....
3. I am ..... years old.
4. I am in class....
5. I study in class..... School.
6. My address is.....

**B. Write yes or no.**

- 1 I can brush my teeth.....
2. I can drive a car.....
3. I can drive a cycle.....
4. I can cook food.....
5. I can read a story book...

**C. Write your favourite**

- 1.food is .....
- 2.colour is .....
- 3.book is .....
- 4.toy is.....
- 5.flower is .....
- 6.game is ...

**D. Write down the colour of the hair of all the members of your family.**

**Family members.**

**Colour**

.....

- 1)Grandfather
- 2)Grand mother
- 3)Father
- 4)Mother
- 5)Brother
- 6)Sister
- 7)yourself
- 8)Uncle

**DRAWING** - Up to complete Pg. No. - 12 in your book.

**ASSIGNMENT** - Things we use in summer draw & colour in your copy.